

M12 FEMALE 90°

PUR 3X0.34 YELLOW, UL/CSA + ROBOT, drag ch 3m

Female 90°

M12, 3-pole

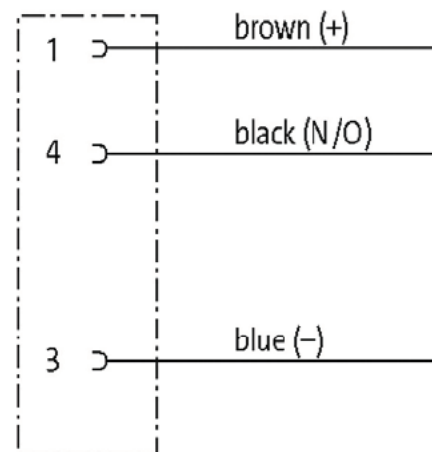
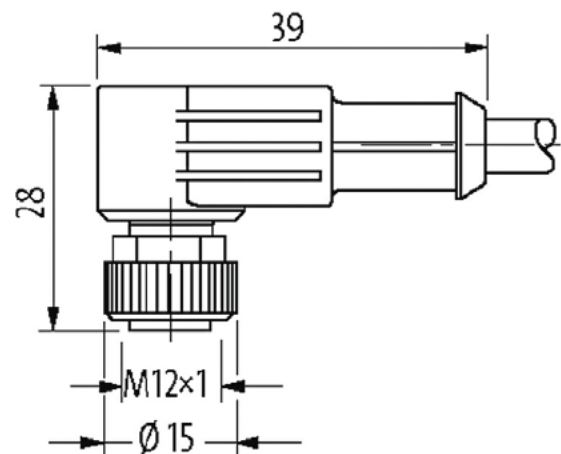
Art-No. 7005 - M12 L te - (p ast c hexagona screw) on request
with cable sleeves

Plastic housings with good resistance against chemicals and oils.

The resistance to aggressive media should be individually tested for your application. Further details on request.


Further cable lengths on request.

Zinc die casting, save-cover coated

[Link to Product](#)**Illustration**

Product may differ from image

Approvals



* on y for products w th UL/CSA approved cable cCSAus

Form

Form 232

General data

Standards	D N EN 6 076 2 0 (M 2)
Mounting method	inserted tightened
Pollution Degree	3
Stripping length (jacket)	20 mm
Temperature range	25 +85 °C depending on cable quality

Cables

No /diameter of wires	3× 0.34 mm ²
Wire isolation	PP (br bl bk)
C track properties	0 Mio
Material (jacket)	PUR (UL/CSA) welding spark
Outer Ø	4.3 mm 5%
Bend radius (moving)	0× outer Ø
Temperature range (fixed)	40 +80 °C
Temperature range (mobile)	25 +80 °C
Cable identification	053
Cable Type	5 (PUR schweißfunkenbeständig)
Approval (cable)	cURus (AWM Style 20549/ 0493); CE conform
Cable weight [g/m]	29.70
Material (wire)	Cu wire bare
Resistor (core)	max 60 Ω/km (20 °C)
Single wire Ø (core)	0 mm
Construction (core)	42× 0 mm (multi strand wire class 6)
Diameter (core)	3× 0.34 mm ²
AWG	similar to AWG 22
Material (wire isolation)	PP
Material property (wire isolation)	CFC halogen cadmium silicone and lead free
Shore hardness (wire isolation)	74 3 D
Wire Ø incl isolation	2.5 mm 5%
Color/numbering of wires	br bk bl
Stranding combination	3 wires twisted
Shield	no
Material (jacket)	PUR
Material property (jacket)	CFC halogen cadmium silicone and lead free matt low adhesion machine easy to process abrasion resistant hydrolysis microbial and welding spark resistant
Shore hardness (jacket)	58 3 D
Outer Ø (jacket)	4.3 mm 5%
Color (jacket)	yellow
chemical resistance	good resistance to oil gasoline and chemicals (EN 608 404)
thermal resistance	flame retardant UL FT2 EC 60332 EC 60332 2 2 welding spark resistant
Nominal voltage	300 V AC
Test voltage	2500 V AC

Current load capacity	to D N VDE 0298 4
Temperature range (fixed)	40 +80 °C (+90 °C at max 0 000 operating hours)
Temperature range (mobile)	25 +80 °C (+90 °C at max 0 000 operating hours)
Bend radius (fixed)	5× outer Ø
Bend radius (moving)	0× outer Ø
No of bending cycles (C track)	max 0 Mio (25 °C)
Traversing distance (C track)	max 5 m (horizontal)
Travel speed (C track)	max 3 3 m/s
Acceleration (C track)	max 5 m/s ²
Torsion stress	360 °/m
No of torsion cycles	max Mio (25 °C)
Torsion speed	35 cycles/min
Jacket Color	yellow

Technical Data

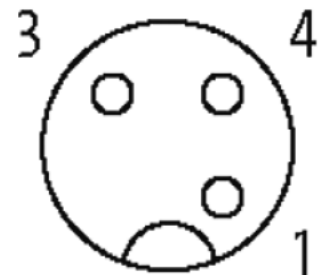
Operating voltage	max 250 V AC/DC
Operating voltage (only UL listed)	max 30 V AC/DC
Rated surge voltage	2 5 kV
Operating current per contact	max 4 A
Material group	EC 60664 category
No of poles	3
Coding	A coded
Locking of ports	Screw thread (M 2× mm) recommended torque 0 6 Nm self securing
Compression gland	M 2 (SW 3)
Protection	P65 P66K P67 inserted and tightened (EN 60529)
Material	PUR
suitable for corrugated tube (internal Ø)	0 mm
Locking material	Zinc die casting save cover coated

Commercial data

country of origin	DE
customs tariff number	85444290
EAN	40488792085 2
eClass	272792 8
Packaging unit	

Sketch

Female



Produced by Murr Elektronik